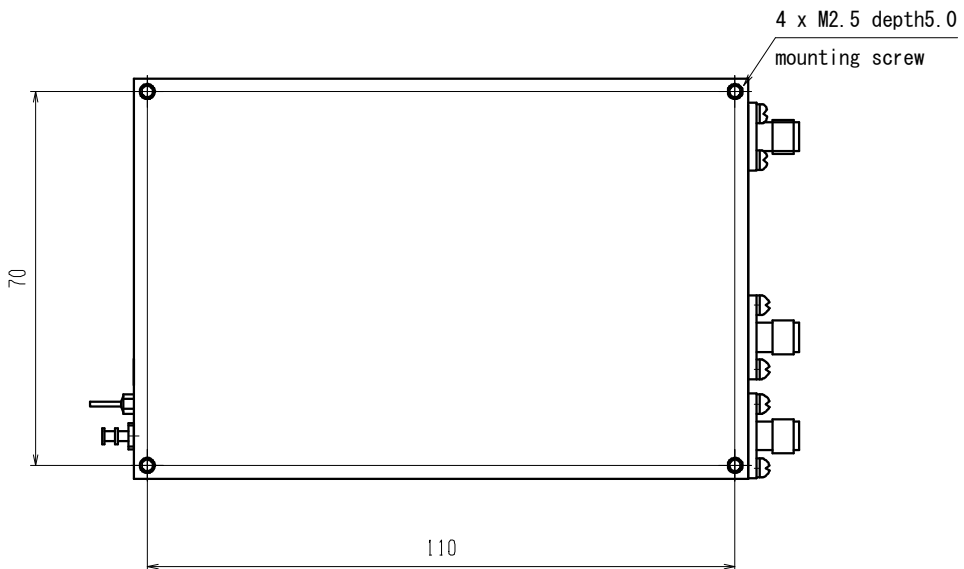

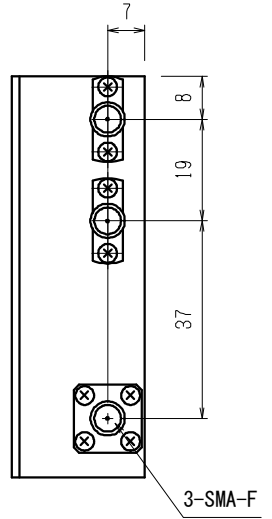
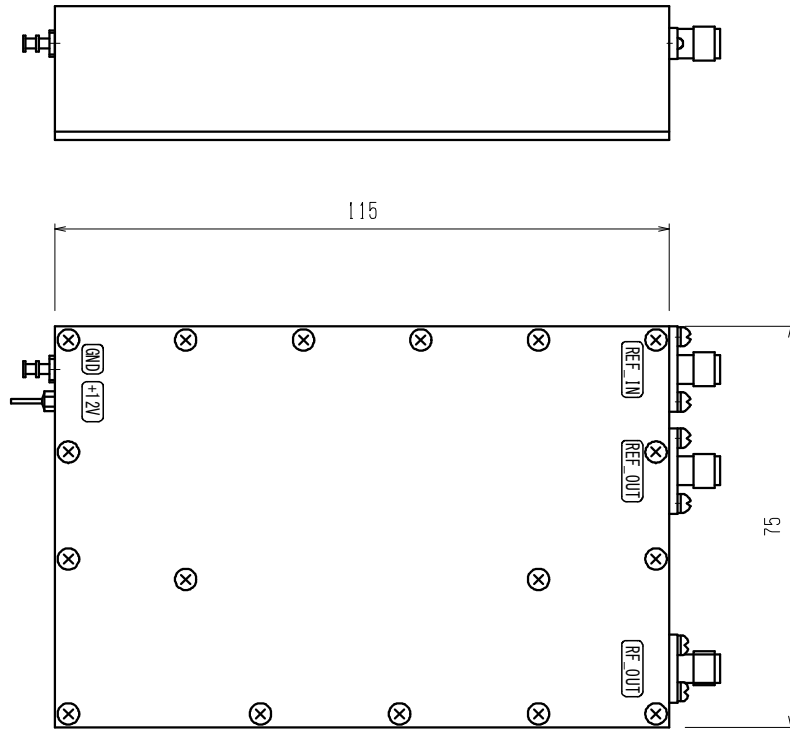
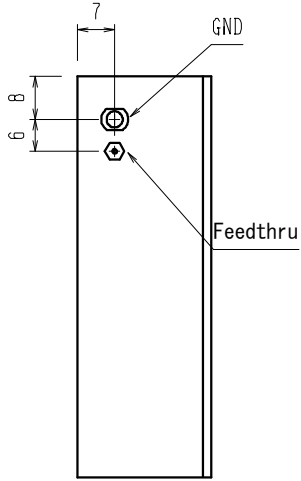


Specification for 2.5GHz Band Signal Sources

Model: N-DCN-SS252-000 (1R)

Item	Specification	Note
1.0 Electrical Performance		
1.1 RF Output Signal		
1) Frequency Range	2.500 GHz	RL=50 ohms
2) RF Output Power	+10dBm Min.	
3) Phase Noise Level		
Offset		
10 Hz	≤ -73 dBc/Hz	
100 Hz	≤ -103 dBc/Hz	
1 KHz	≤ -128 dBc/Hz	
10 KHz	≤ -144 dBc/Hz	
100 KHz	≤ -146 dBc/Hz	
1 MHz	≤ -146 dBc/Hz	
4) Spurious		
Non-Harmonics	≤ -65 dBc	
Harmonics	≤ -35 dBc	
1.2 External Reference		
1) Input Frequency	10.000MHz Sine Wave	Input Impedance=50 ohms
2) Input Level	0dBm typical	
3) Phase Noise Level	C/N ≤ -150dBc/Hz @100Hz	
4) Lock Range	≥ ±1ppm	
1.3 Reference Output		
1) Output Frequency	10.000MHz Sine Wave	RL=50 ohms
2) Output Level	+6dBm±2dB,	
3) Phase Noise Level	C/N ≤ -150dB/Hz @100Hz	
*1 4) Frequency Stability	Same as Ext. Ref. IN	
1.4 DC Power	+12V±5% 600mA Max	
2.0 Temp. Range		
2.1 Operating	-20~+70deg. C	
2.2 Storage	-40~+70deg. C	
3.0 Package		
3.1 Package Size	115(L) × 75(W) × 25(T) mm Tolerance : ±0.1mm	See attached
3.2 Connector	RF_OUT : SMA (F) REF_IN, REF_OUT : SMA (F) DC Power : Feedthrough	

*1 Frequency Stability, 1x10⁻⁷ will be kept by Internal Reference when No External Reference in.



UNIT: mm

RoHS

MXO21 REV -
2.5GHz Band Signal Source N-DCN-N-SS252-000(IR)
NEL Frequency Controls, Inc.