

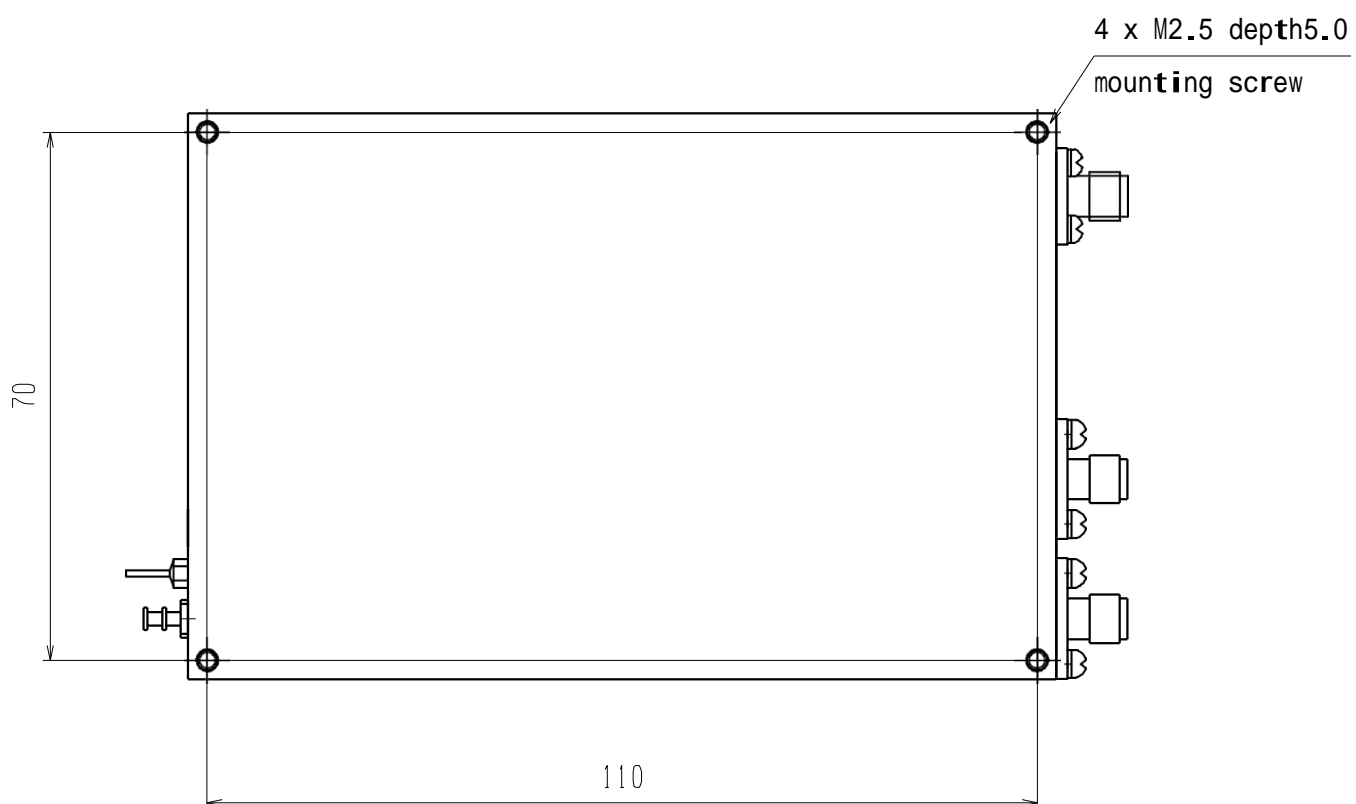

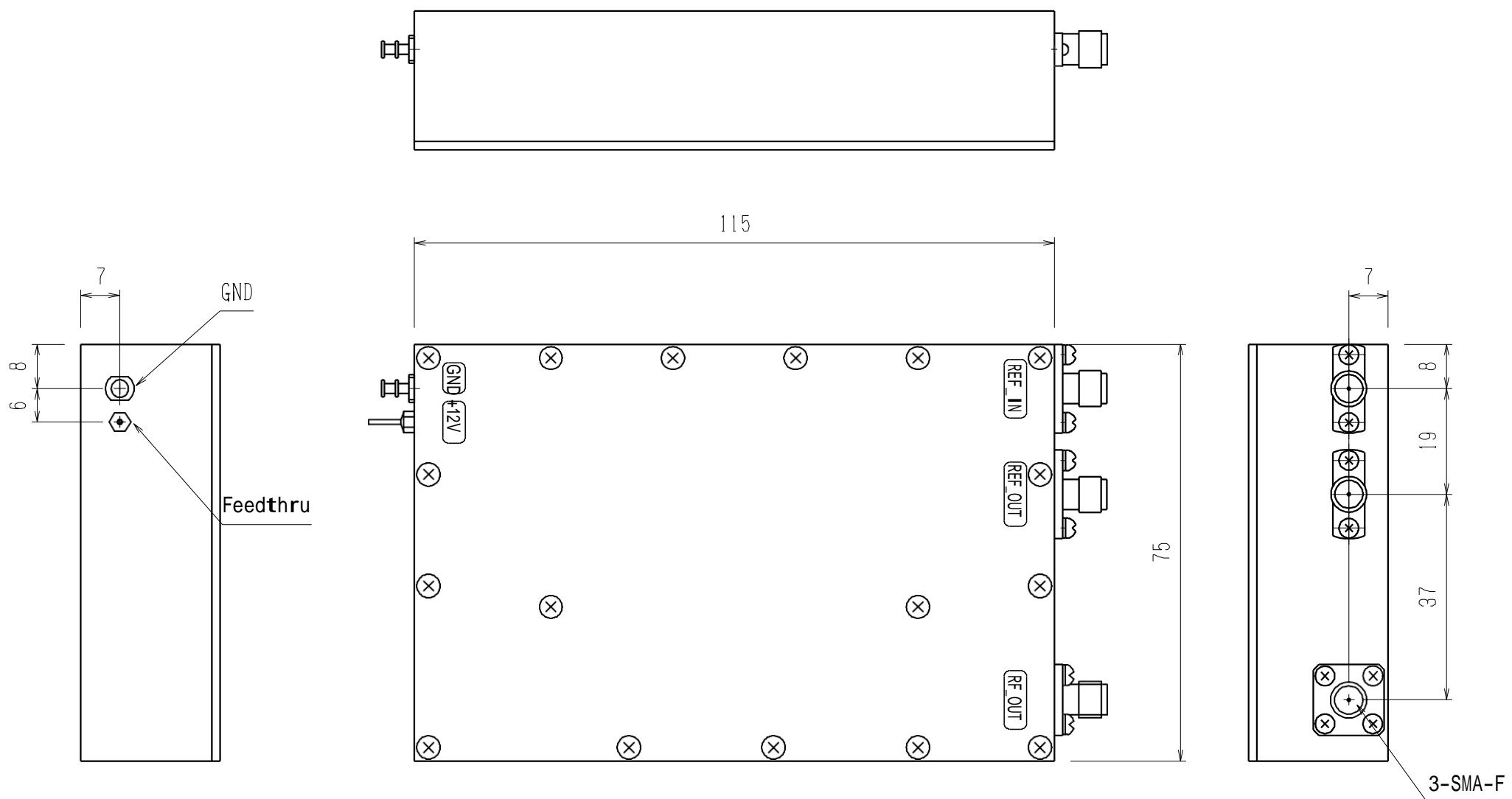


**Specification for 10.000GHz Band Signal Sources**

**Model : N-DCN-SS103-000 (IR)**

Item	Specification	Note
1.0 Electrical Performance		
1.1 RF Output Signal		
1) Frequency Range	10.000 GHz	
2) RF Output Power	+10dBm Min.	RL=50 ohms
3) Phase Noise Level		
Offset 10 Hz	≦ -62dBc/Hz	
100 Hz	≦ -92dBc/Hz	
1 KHz	≦ -117dBc/Hz	
10 KHz	≦ -135dBc/Hz	
100 KHz	≦ -137dBc/Hz	
1 MHz	≦ -137dBc/Hz	
4) Spurious		
Non-Harmonics	≦ -65 dBc	
Harmonics	≦ -35 dBc	
1.2 External Reference		
1) Input Frequency	10.000 MHz Sine Wave	
2) Input Level	0dBm typical	Input Impedance=50 ohms
3) Phase Noise Level	C/N ≦ -150dBc/Hz @100Hz	
4) Lock Range	≧ ±1ppm	
1.3 Reference Output		
1) Output Frequency	10.000MHz Sine Wave	
2) Output Level	+6dBm±2dB,	RL=50 ohms
3) Phase Noise Level	C/N ≧ -150dB/Hz @100Hz	
*1 4) Frequency Stability	Same as Ext. Ref. IN	
1.4 DC Power	+12V±5% 600mA Max	
2.0 Temp. Range		
2.1 Operating	-20~+70deg. C	
2.2 Storage	-40~+70deg. C	
3.0 Package		
3.1 Package Size	115(L) × 75(W) × 25(T) mm Tolerance : ±0.1mm	See attached
3.2 Connector	RF_OUT : SMA(F) REF_IN, REF_OUT : SMA(F) DC Power : Feedthrough	

\* 1 Frequency Stability, 1X10<sup>-7</sup> will be kept by Internal reference when No external Reference In.



UNIT : mm

RoHS

10.000GHz Signal Source  
MX011  
NEL Frequency Controls Inc.