

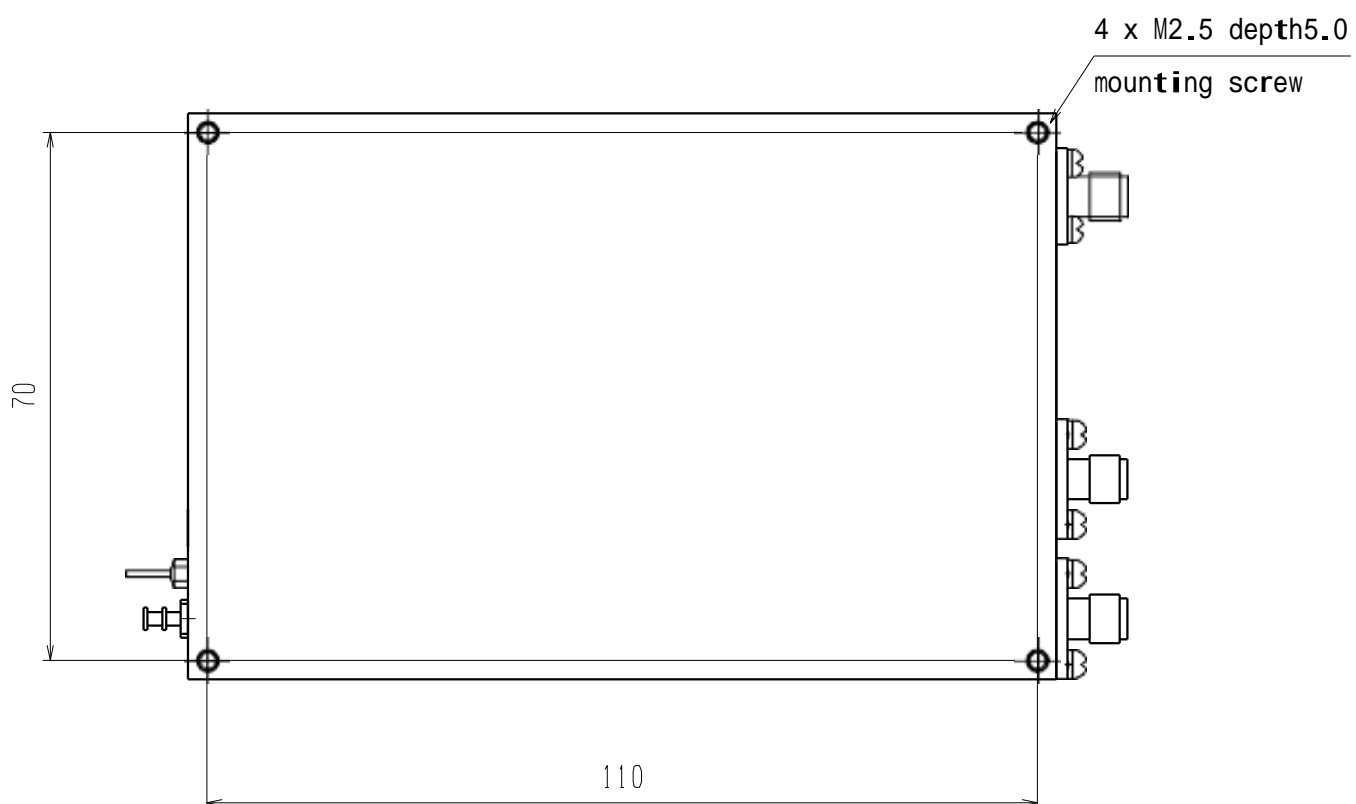

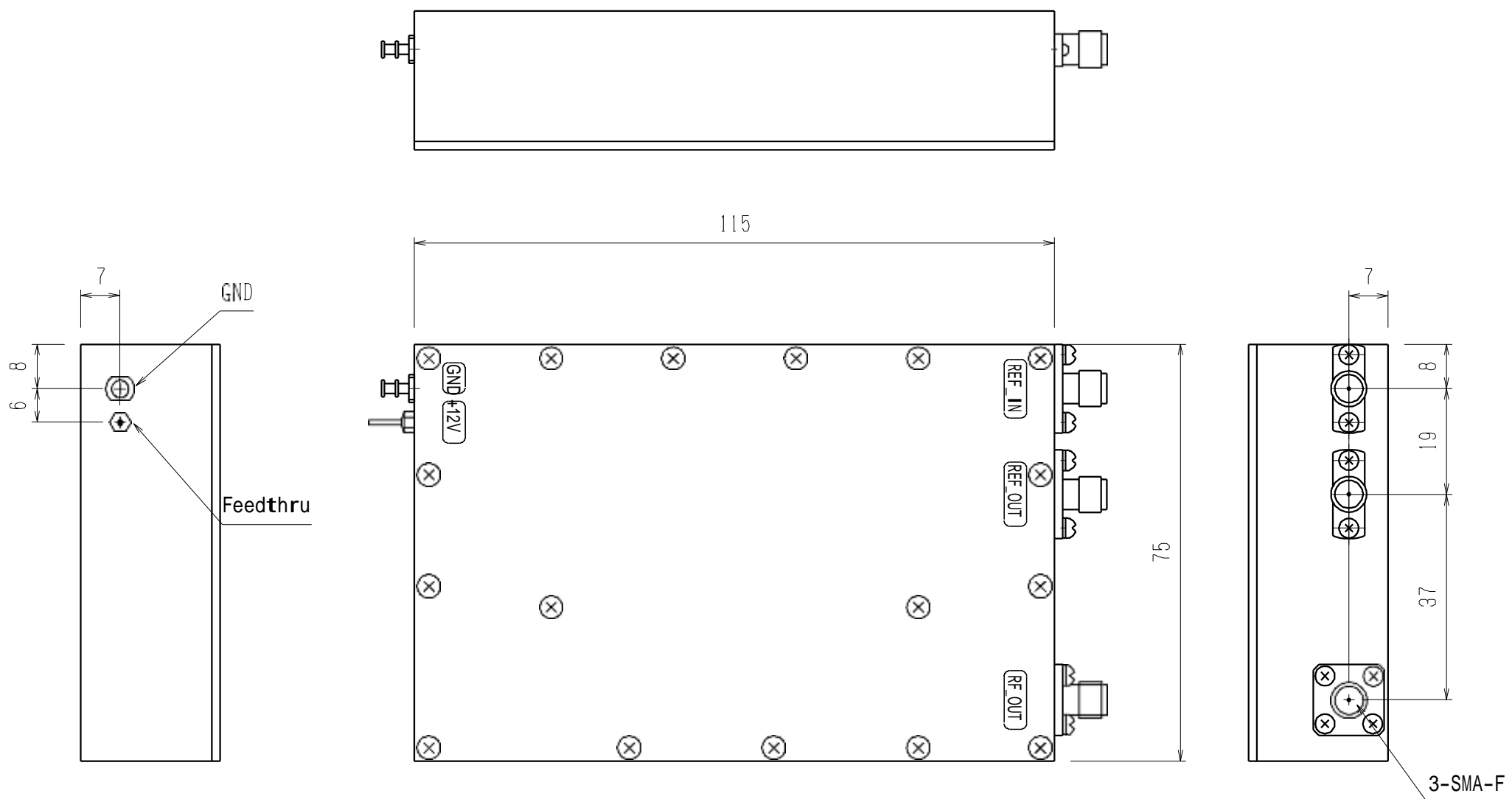


Specification for 3.000GHz Band Signal Sources

Model : N-DCN-SS302-000-(IR)

Item	Specification	Note
1.0 Electrical Performance		
1.1 RF Output Signal		
1) Frequency Range	3.000 GHz	
2) RF Output Power	+10dBm Min.	RL=50 ohms
3) Phase Noise Level		
Offset 10 Hz	$\leq -73\text{dBc/Hz}$	
100 Hz	$\leq -103\text{dBc/Hz}$	
1 KHz	$\leq -128\text{dBc/Hz}$	
10 KHz	$\leq -146\text{dBc/Hz}$	
100 KHz	$\leq -148\text{dBc/Hz}$	
1 MHz	$\leq -148\text{dBc/Hz}$	
4) Spurious		
Non-Harmonics	$\leq -65\text{ dBc}$	
Harmonics	$\leq -35\text{ dBc}$	
1.2 External Reference		
1) Input Frequency	10.000 MHz Sine Wave	
2) Input Level	0dBm typical	Input Impedance=50 ohms
3) Phase Noise Level	C/N $\leq -150\text{dBc/Hz}$ @100Hz	
4) Lock Range	$\geq \pm 1\text{ppm}$	
1.3 Reference Output		
1) Output Frequency	10.000MHz Sine Wave	
2) Output Level	+6dBm $\pm 2\text{dB}$,	RL=50 ohms
3) Phase Noise Level	C/N $\geq -150\text{dB/Hz}$ @100Hz	
*1 4) Frequency Stability	Same as Ext. Ref. IN	
1.4 DC Power	+12V $\pm 5\%$ 600mA Max	
2.0 Temp. Range		
2.1 Operating	-20~+70deg. C	
2.2 Storage	-40~+70deg. C	
3.0 Package		
3.1 Package Size	115 (L) \times 75 (W) \times 25 (T) mm Tolerance : $\pm 0.1\text{mm}$	See attached
3.2 Connector	RF_OUT : SMA (F) REF_IN, REF_OUT : SMA (F) DC Power : Feedthrough	

* 1 Frequency Stability, 1×10^{-7} will be kept by Internal reference when No external Reference In.



UNIT : mm

RoHS

3.000GHz Band Signal Source
 Model: N-DCN-SS302-000-(IR)
 NEL Frequency Controls Inc.