

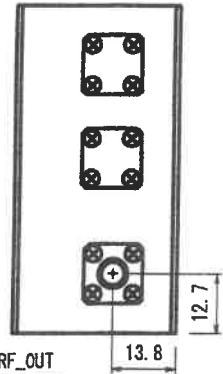
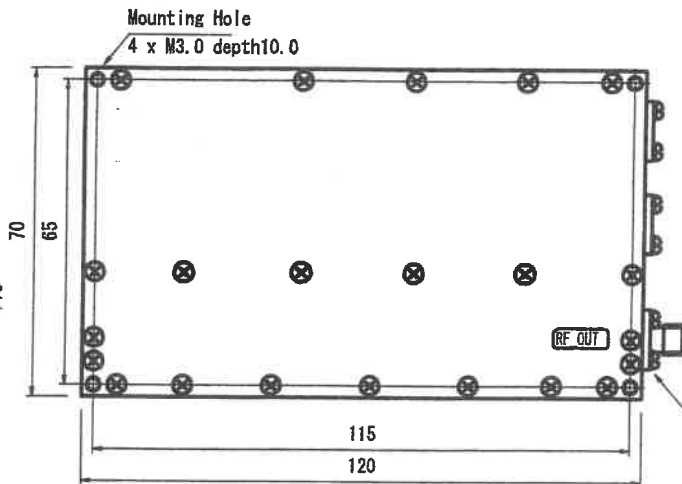
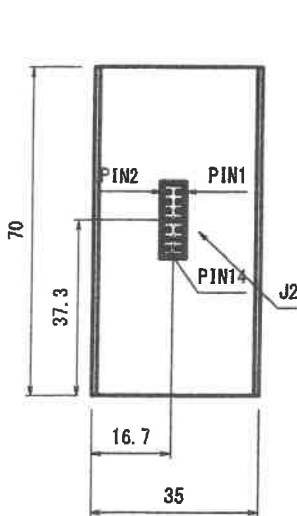

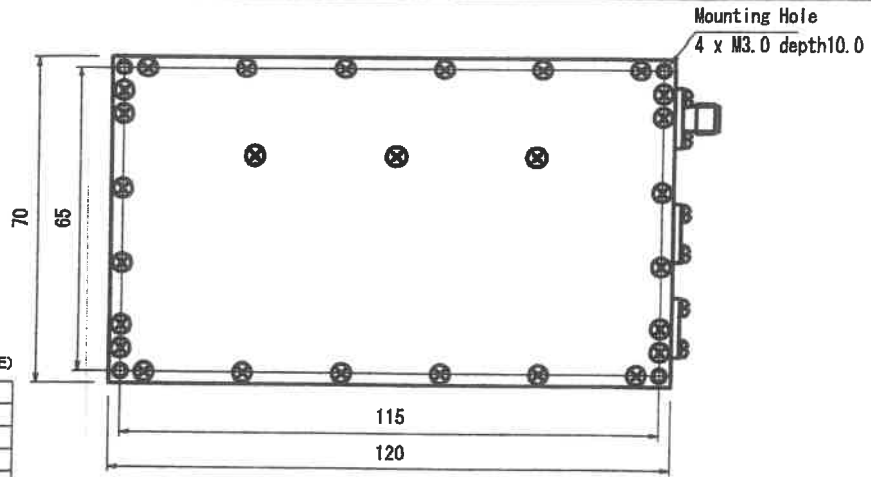
Specification for 5.8GHz Band Phase Locked OSC

Model: PLSS-SC582-0001R

Item	Specification	Remarks
1.1 Electrical Performance		
1.2 RF Output Signal		
1) Output Frequency fo	5.8GHz	Fixed RL= 50 ohms
2) Output Level	+20dBm Min.	
3) Phase Noise Level		
Offset 100 Hz	≤ -90 dBc/Hz	
1 KHz	≤ -100 dBc/Hz	
10 KHz	≤ -120 dBc/Hz	
100 KHz	≤ -125 dBc/Hz	
1 MHz	≤ -135 dBc/Hz	
4) Spurious		
Non-Harmonics	≤ -65 dBc	2fo, 3fo
Harmonics	≤ -35 dBc	
* 1.2 Internal Reference	1000MHz OCXO	
1) Temp. Stability	1×E-7, -20 to +70deg. C	
2) Aging	5×E-9 Per day 3×E-7 First year 2×E-6 10 years	
* 1.3 External Reference		Option
1) Input Frequency	10.000 MHz Sine Wave	Input Impedance=50 ohms
2) Input Level	0 ~ +13dBm	
3) Phase Noise Level	C/N ≤ -150dBc/Hz @100Hz	
* 1.4 Reference Output		Option
1) Output Frequency	10.000MHz Sine Wave	RL=50 ohms
2) Output Level	+6dBm±2dB,	
3) Phase Noise Level	C/N ≥ -150dB/Hz @100Hz	
4) Frequency Stability	Same as Ext. Ref. IN	
1.5 Alarm, Output	Lock > 2.7V Un-Lock < 0.4V	
* 1.6 DC Power	+12V±5%, 600mA nominal	
2.0 Operating Temp. Range	-20 ~ +70deg. C	
3.0 Package & Connector		
* 3.1 Package Size	120 (L) × 70 (W) × 35 (H) mm Max	
3.2 Connector		SMA (F)
RF OUT		
DC Power, Alarm	DF11-14DP-2DS	

J2 DF11-14DP-2DS (52) (HIROSE)

PIN No.	FUNCTION
1	+12V
2	GND
3	NC
4	GND
5	NC
6	LD
7	GND
8	GND
9	NC
10	NC
11	NC
12	NC
13	GND
14	GND



manufacturer's part number of the connectors

Con No.	Parts Number	Manufacture
J1	01K1174-70	Waka
J2	DF11-14DP-2DS	Hirose

UNIT : mm

RoHS