

FEATURES

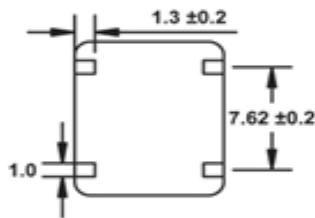
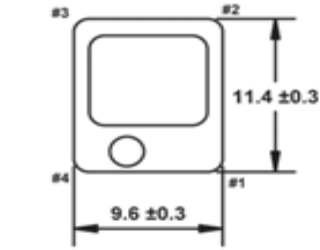
- 2.0mm Height Max
- Internal Trim
- Clipped Sine Output
- Tape and Reel (1,000 pcs. STD)

OPTIONS

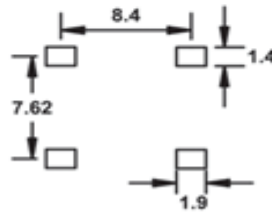
- 5.0V
- 3.0V

ELECTRICAL CHARACTERISTICS	
PARAMETERS	MAX (Unless otherwise noted)
Frequency Range (F ₀)	9.600 ~ 50.000 MHz
Temperature Range	
Operating (T _{OPR})	-30°C ~ +75°C
Storage (T _{STG})	-35°C ~ +80°C
Initial Frequency Tolerance (@25°C)	±0.5PPM
Supply Voltage (V _{DD})	5.0V ± 5% 3.0V ± 5%
Input Current (I _{DD})	
9.600 ~ 21.999MHz	2.0mA
21.999+ ~ 27.999 MHz	3.0mA
27.999+ ~ 39.999 MHz	4.0mA
39.999+ ~ 50.000 MHz	5.0mA
Frequency Stability	
Over Temperature Range	±2.5PPM
Over Supply Voltage Change (V _{DD} ± 5%)	
9.600 ~ 21.999 MHz	±0.3PPM
21.999+ ~ 27.999 MHz	±0.5PPM
27.999+ ~ 50.000 MHz	±1.0PPM
Over Load Change (10KΩ ± 10% // 10pF ± 10%)	±0.3PPM
Output Waveform (Clipped Sine)	
Peak to Peak Level (V _{p-p})	
ALF Version: 9.600 ~ 15.999 MHz	1.0V Min
ALF Version: 16.000 ~ 50.000 MHz	0.8V Min
BLF Version: 9.600 ~ 15.999 MHz	0.8V Min
BLF Version: 16.000 ~ 50.000 MHz	0.7V Min
Output Load	10KΩ // 10pF ±10%
Frequency Adjustment (Internal Trimmer)	±3.0PPM Min
Aging per year	1.0PPM

DIMENSIONS / MECHANICAL SPECIFICATIONS



Recommended Solder Pad Layout




Pin Connection

#1 Vc	#3 Output
#2 GND	#4 V _{DD}

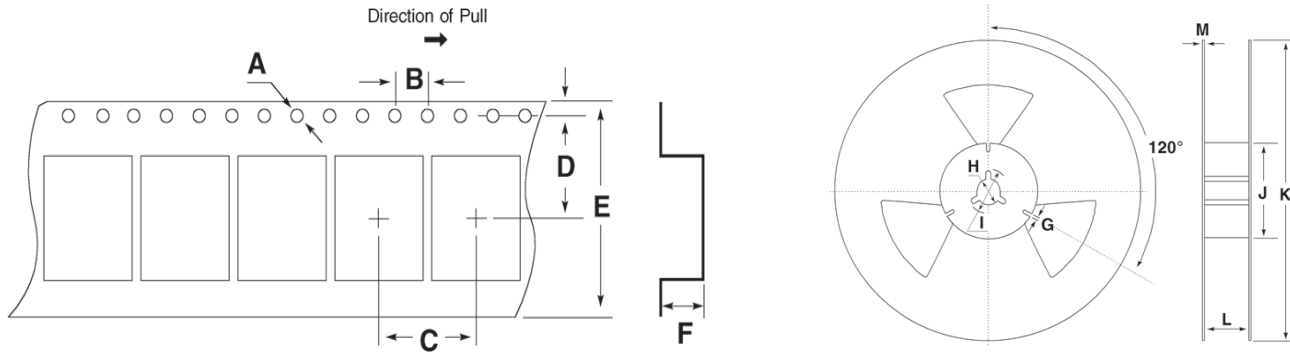
FT9CN

(Former FOX801ALF/ FOX801BLF Series)

11.4mm x 9.6mm



TAPE SPECIFICATIONS (mm)							REEL SPECIFICATIONS (mm)						
A	B	C	D	E	F	REEL QTY	G	H	I	J	K	L	M
Ø1.5	4.0	12.0	11.5	24.0	2.7	1,000	2.0	Ø13	Ø21	Ø80	Ø330	25.5	1.6



Available Options & Part Identification for TCXO Model T9CN¹

Sample PN: FT9CNDPH25.0-T1

F	T9CN	D	P	H	25.0	-T1
<u>Fox</u>	<u>Model Number</u> T9CN = TCXO	<u>Voltage</u> D = +3V±5% P = +5V±5%	<u>Stability</u> P = ±2.5 PPM	<u>Operating Temperature</u> H = -30 to +75°C	<u>Frequency (MHz)</u>	<u>Values Added Options</u> Blank = Bulk T1 = 1,000 pcs

Note 1: Not all frequencies in the frequency range, or every combination of stability, temp range, and voltage available

Reliability Test Conditions

Please contact Abracon Quality Assurance department