

NFC Antenna



AFAR3026-SN



26.5 x 30 x 0.6 mm
RoHS/RoHS II Compliant
MSL = NA

Features

- NFC Antenna at 13.56 MHz
- Very thin, Low Profile structure
- Linear Polarization
- Easy integration using cable and IPEX connector

Applications

- IoT devices
- NFC payment readers
- Healthcare ID scanners
- Office ID
- Electronic wallets
- NFC data loggers transport
- Ticketing systems
- Electronic parking payments
- Industrial data collection
- Mobile Devices
- Access control

Electrical Specifications

Parameters	Min.	Typ.	Max.	Units
Operating Frequency		13.56		MHz
Inductance		47.356		nH
Return Loss	1.5			dB
Polarization	Linear			
Impedance		50		Ω


Environmental Characteristics

Parameters	Description
Operating Temperature	-40°C to +85°C

Mechanical Specifications

Parameters	Description	Notes
Cable type	$\varnothing 1.13$ mm	Color: Gray
Cable length	100 \pm 2.0 mm	
Connector	IPEX	
Mounting	Double-sided tape	Not included

NFC Antenna

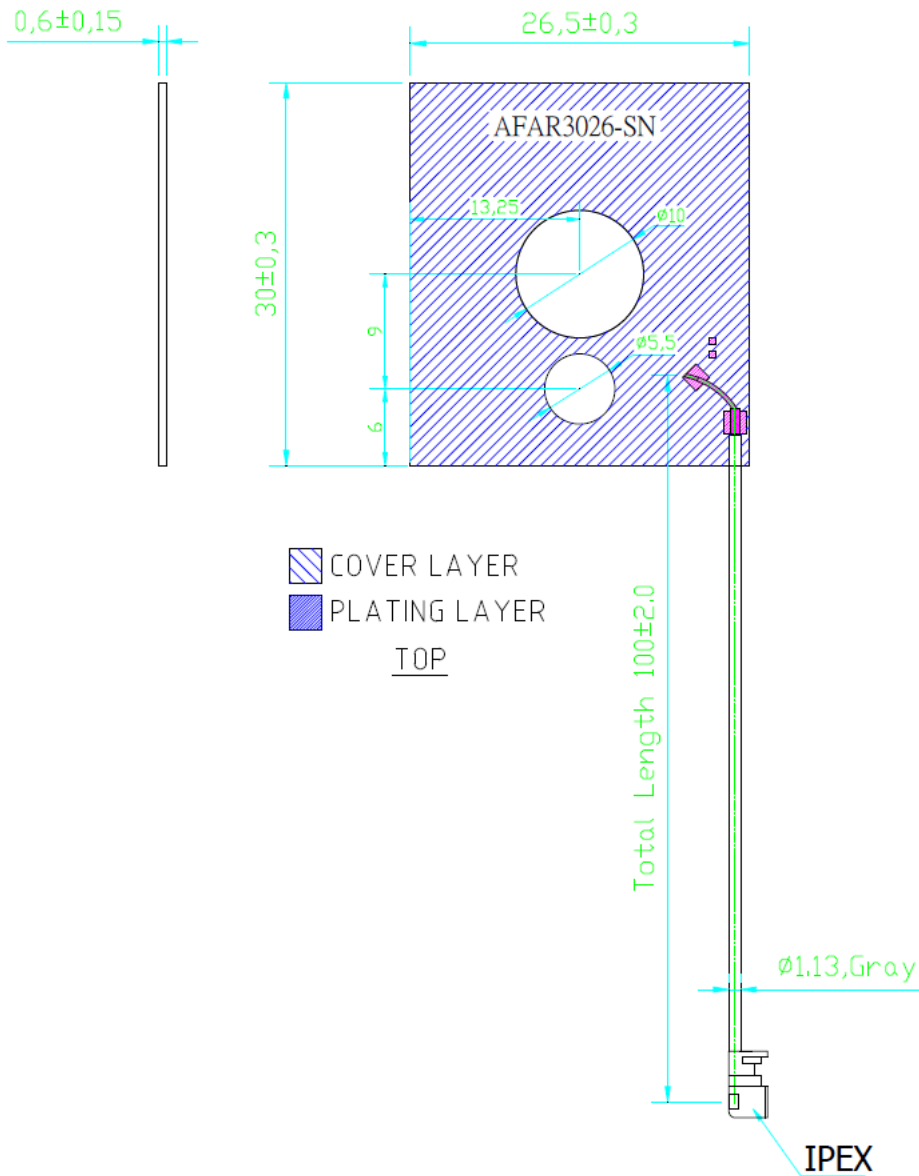


AFAR3026-SN




26.5 x 30 x 0.6 mm
RoHS/RoHS II Compliant
MSL = NA

Product Dimensions



(Unit: mm)

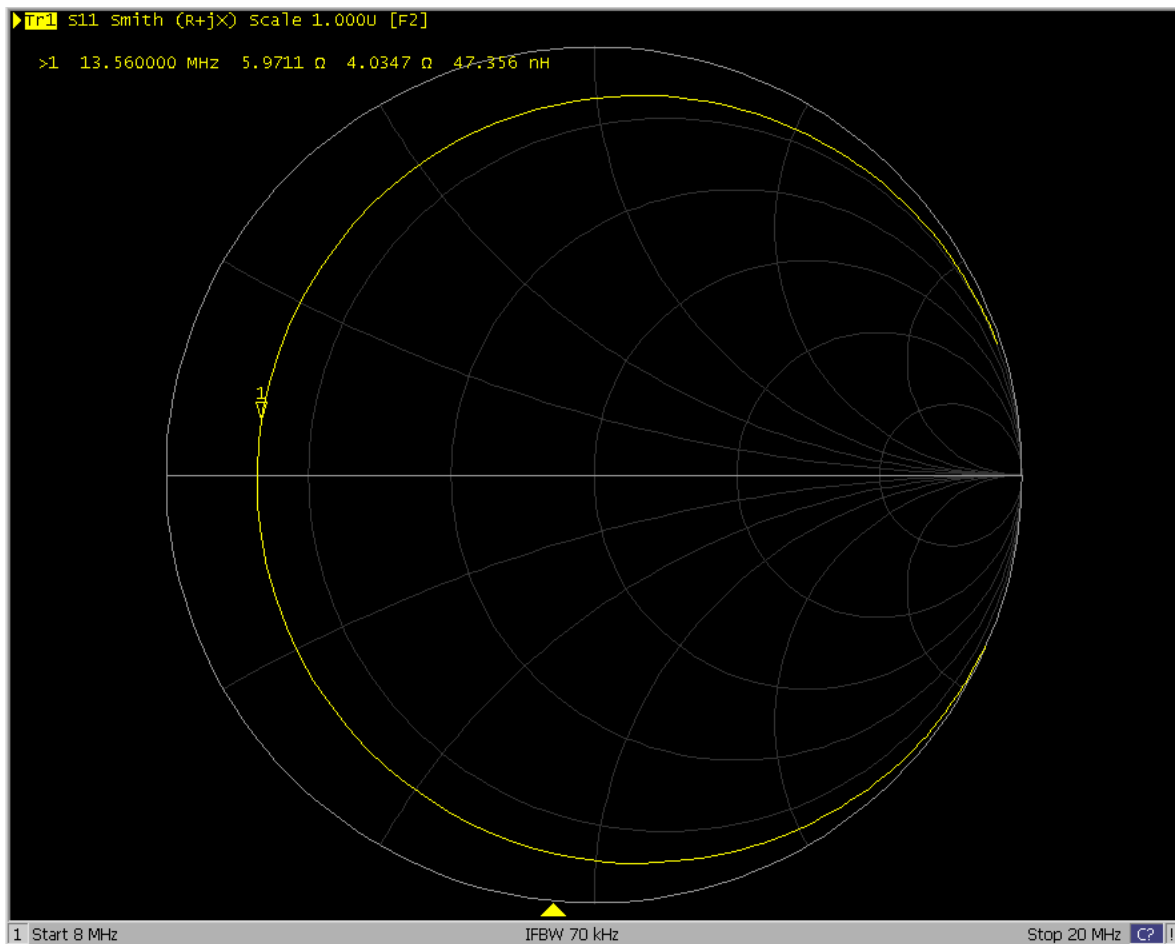


AFAR3026-SN



26.5 x 30 x 0.6 mm
RoHS/RoHS II Compliant
MSL = NA

Measurement – Smith Chart



Packaging

Each carton is 330 x 280 x 254 mm and has 3600 pcs of antenna.

ATTENTION: Abracon LLC's products are COTS – Commercial-Off-The-Shelf products; suitable for Commercial, Industrial and, where designated, Automotive Applications. Abracon's products are not specifically designed for Military, Aviation, Aerospace, Life-dependent Medical applications or any application requiring high reliability where component failure could result in loss of life and/or property. For applications requiring high reliability and/or presenting an extreme operating environment, written consent and authorization from Abracon LLC is required. Please contact Abracon LLC for more information.