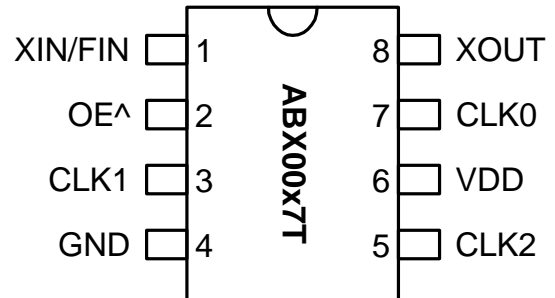


Low Power 3 Outputs XO 10MHz to 52MHz

FEATURES

- 3 CMOS outputs with OE tri-state control
- Low current consumption:
 ABX0027T: <4.5mA @ 27MHz with standard CMOS buffer (3.3V)
 ABX0037T: <3.0mA @ 27MHz with CMOS compatible Clipped buffer, offering the lowest current consumption (3.3V)
- 10 to 52MHz fundamental crystal input.
- Low phase noise (-130 dBc @ 10kHz offset).
- Low jitter (RMS): 2.5ps period jitter.
- 12mA drive capability at TTL output.
- 1.62V to 3.63V DC operation.
- Available in 8 pin SOIC.

PIN ASSIGNMENT

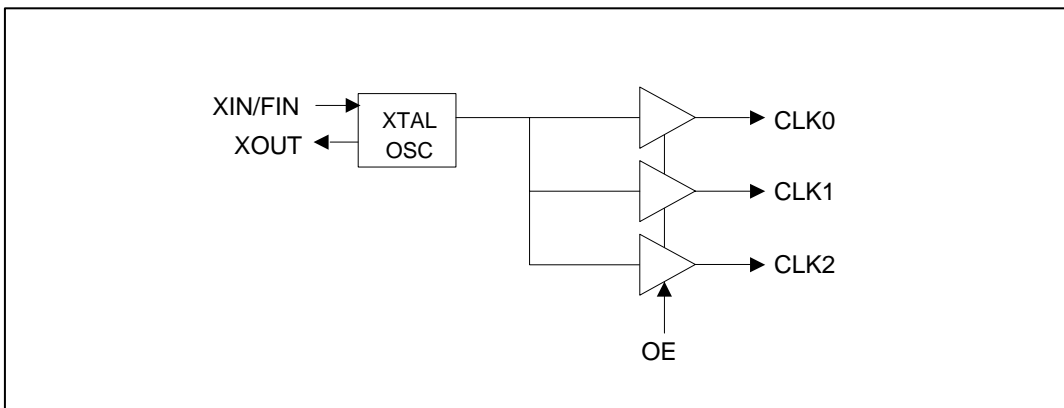


^: Denotes internal Pull-up

DESCRIPTION

The ABX0027T/-37T form a low cost family of XO IC's, designed to replace multiple XO solutions saving the cost and board space of clock distribution buffers. In addition, they provide among the lowest current on the market for the 10MHz to 52MHz range. They accept input crystals from 10 to 52MHz (fundamental resonant mode) and provide low phase noise (<-130dBc at 10kHz offset at 30MHz), and very low jitter (2.5 ps RMS period jitter) outputs.

BLOCK DIAGRAM



Low Power 3 Outputs XO 10MHz to 52MHz
PIN DESCRIPTION

Name	Pin #	Type	Description
XIN/FIN	1	I	Crystal input (10MHz to 52MHz) or Ref Clock input.
OE	2	I	Output Enable input. This pin has internal pull-up resistor. All outputs will be tri-stated when low.
CLK1	3	O	Output clock.
GND	4	P	Ground.
CLK2	5	O	Output clock.
VDD	6	P	Power supply.
CLK0	7	O	Output clock.
XOUT	8	I	Crystal output.

ELECTRICAL SPECIFICATIONS
1. Absolute Maximum Ratings

PARAMETERS	SYMBOL	MIN.	MAX.	UNITS
Supply Voltage	V_{DD}		4.6	V
Input Voltage, dc	V_I	-0.5	$V_{DD}+0.5$	V
Output Voltage, dc	V_O	-0.5	$V_{DD}+0.5$	V
Storage Temperature	T_S	-65	150	°C
Ambient Operating Temperature*	T_A	-40	85	°C
Junction Temperature	T_J		125	°C
Lead Temperature (soldering, 10s)			260	°C
ESD Protection, Human Body Model			2	kV

Exposure of the device under conditions beyond the limits specified by Maximum Ratings for extended periods may cause permanent damage to the device and affect product reliability. These conditions represent a stress rating only, and functional operations of the device at these or any other conditions above the operational limits noted in this specification is not implied.

* Note: Operating Temperature is guaranteed by design for all parts (COMMERCIAL and INDUSTRIAL), but tested for COMMERCIAL grade only.

2. AC Electrical Specifications

PARAMETERS	CONDITIONS	MIN.	TYP.	MAX.	UNITS
Input Crystal Frequency		10		52	MHz
Settling time	At power-up (V_{DD} reaches 1.62V)			10	ms
Output Clock Rise/Fall Time	0.8V ~ 2.0V with 10 pF load		1.15		ns
	0.3V ~ 3.0V with 15 pF load		2.4		
VDD sensitivity	Frequency vs. V_{DD} +/- 10%	0.8		0.8	ppm
Output Clock Duty Cycle	Measured @ 50% V_{DD}	45	50	55	%
Short Circuit Current			±50		mA

Low Power 3 Outputs XO 10MHz to 52MHz
3. Jitter and Phase Noise Specifications

PARAMETERS	CONDITIONS	MIN.	TYP.	MAX.	UNITS
RMS Period Jitter (1 sigma – 1000 samples)	With capacitive decoupling between V _{DD} and GND.		2.1	2.5	ps
Phase Noise relative to carrier	30MHz @100Hz offset		-80		dBc/Hz
Phase Noise relative to carrier	30MHz @1kHz offset		-110		dBc/Hz
Phase Noise relative to carrier	30MHz @10kHz offset		-130		dBc/Hz
Phase Noise relative to carrier	30MHz @100kHz offset		-138		dBc/Hz
Phase Noise relative to carrier	30MHz @1MHz offset		-145		dBc/Hz

4. DC Specifications

PARAMETERS	SYMBOL	CONDITIONS	MIN.	TYP.	MAX.	UNITS
Supply Current, Dynamic, with Loaded Outputs (at V _{DD} = 3.3V) Respectively for PLL600 -27T/-37T	I _{DD}	At 10MHz, Cload=15pF		2.0 / 1.5	2.5 / 2.0	mA
		At 13.5MHz, Cload=15pF		2.4 / 1.6	3.0 / 2.0	
		At 17.7MHz, Cload=15pF		3.0 / 2.0	3.5 / 2.5	
		At 27MHz, Cload=15pF		4.0 / 2.5	4.5 / 3.0	
		At 48MHz, Cload=15pF		7.0 / 4.0	7.5 / 4.5	
Supply Current in tri-state	I _{DD}	Output disabled			520	μA
Operating Voltage	V _{DD}		1.62		3.63	V
Output High Voltage	V _{OH}	-27T I _{OH} = -12mA ⁽¹⁾ (3.3V)	2.4			V
		-37T ⁽¹⁾ , I _{OH} = -12mA ⁽¹⁾ (3.3V)	2.4	2.9		V
Output Low Voltage	V _{OL}	-27T I _{OL} = 12mA ⁽¹⁾ (3.3V)			0.4	V
		-37T ⁽¹⁾ , I _{OL} = 12mA ⁽¹⁾ (3.3V)		0.32	0.4	V
Output High Voltage at CMOS level (ABX0027T)	V _{OHC}	I _{OH} = -4mA	V _{DD} – 0.4			V
Output drive current (ABX0027T)		At TTL level (3.3V)	12	17		mA

(1): ABX0037T has non-standard CMOS VOH and VOL levels for lower current consumption, but meets CMOS input stage needs. ABX0037T should be used to drive pure capacitive loads only.

5. Crystal Specifications

PARAMETERS	SYMBOL	MIN.	TYP.	MAX.	UNITS
Crystal Resonator Frequency	F _{XIN}	10		52	MHz
Crystal Loading Rating	C _{L (xtal)}		8.5		pF
Maximum Sustainable Drive Level				200	μW
Operating Drive Level			50		μW
C0 (for frequencies below 30MHz)				5	pF
C0 (for frequencies above 30MHz)				4	pF
ESR	R _s			30	Ω

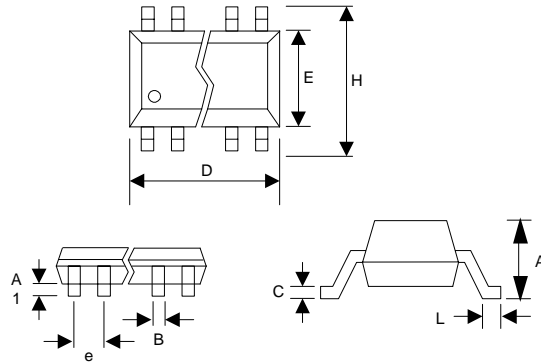
Note: A detailed crystal specification document is also available for this part

Low Power 3 Outputs XO 10MHz to 52MHz

PACKAGE INFORMATION

8 PIN (dimensions in mm)

Narrow SOIC		
Symbol	Min.	Max.
A	1.47	1.73
A1	0.10	0.25
B	0.33	0.51
C	0.19	0.25
D	4.80	4.95
E	3.80	4.00
H	5.80	6.20
L	0.38	1.27
e	1.27 BSC	



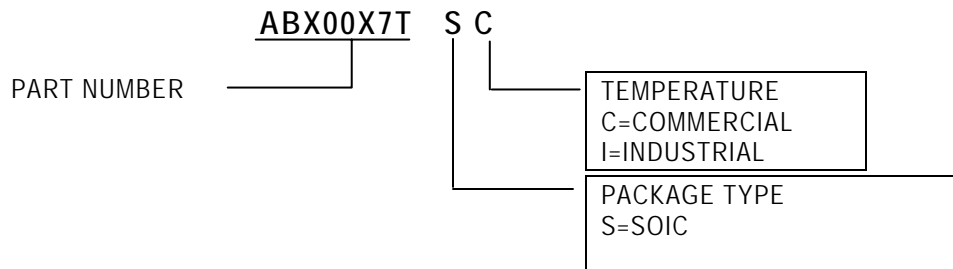
ORDERING INFORMATION

For part ordering, please contact our Sales Department:

30332 Esperanza., Rancho Santa Margarita, Ca 92688
 Ph: 949-546-8000 Fax: 949-546-8001

PART NUMBER

The order number for this device is a combination of the following:
 Device number, Package type and Operating temperature range



Order Number	Marking	Package Option
ABX0027T SC	ABX0027T SC	8 pin SOIC - Tubes
ABX0027T SC-T	ABX0027T SC	8 pin SOIC - Tape and Reel
ABX0037T SC	ABX0037T SC	8 pin SOIC - Tubes
ABX0037T SC-T	ABX0037T SC	8 pin SOIC - Tape and Reel

Abrakon Corporation, reserves the right to make changes in its products or specifications, or both at any time without notice. The information furnished by Abrakon is believed to be accurate and reliable. However, Abrakon makes no guarantee or warranty concerning the accuracy of said information and shall not be responsible for any loss or damage of whatever nature resulting from the use of, or reliance upon this product.

LIFE SUPPORT POLICY: Abrakon's products are not authorized for use as critical components in life support devices or systems without the express written approval of the President of Abrakon Corporation.