

# TTL/CMOS 3.3Vdc VOLTAGE CONTROLLED CRYSTAL OSCILLATOR



ACVX1220L



20.2 x 12.6 x 5.03 mm

**FEATURES:**

- Large frequency pulling available
- Hermetically sealed
- Tight Symmetry Available

**APPLICATIONS:**

- Phase locked loops (PLLs)
- Clock recovery
- Synthesizers
- Reference signal tracking

**STANDARD SPECIFICATIONS:**

PARAMETERS	
ABRACON P/N	ACVX1220L Series
Frequency Range	1.0MHz to 120.0MHz
Operating Temperature	0°C to + 70°C (see options)
Storage Temperature	-40°C to + 85°C
Freq. Stability vs. Temperature	± 100ppm max. (see options)
Freq. Stability vs. Aging	± 5ppm/yr max.
Freq. Stability vs. Supply Volt.	± 5ppm max.
Supply Voltage (Vdd)	3.3 Vdc ±5%
Supply Current (Idd)	See Table 1
Symmetry	40/60% max. @ 1/2 Vdd (see option)
Rise & Fall Time (Tr/Tf)	10ns max.
Output Load	TTL/CMOS (15pF or 5TTL gate)
Output Voltage	VOH=0.9*Vdd min. ; VOL=0.4*Vdd max.
Transfer Function	Positive
Control Voltage (Vc)	0.3Vdc to 3.0Vdc
Center Voltage	1.5 VDC ±0.25V
Frequency Deviation	± 100ppm min. (see options)
Linearity	± 10% max.
Start-up Time	10ms. max.

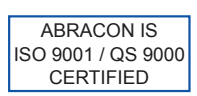
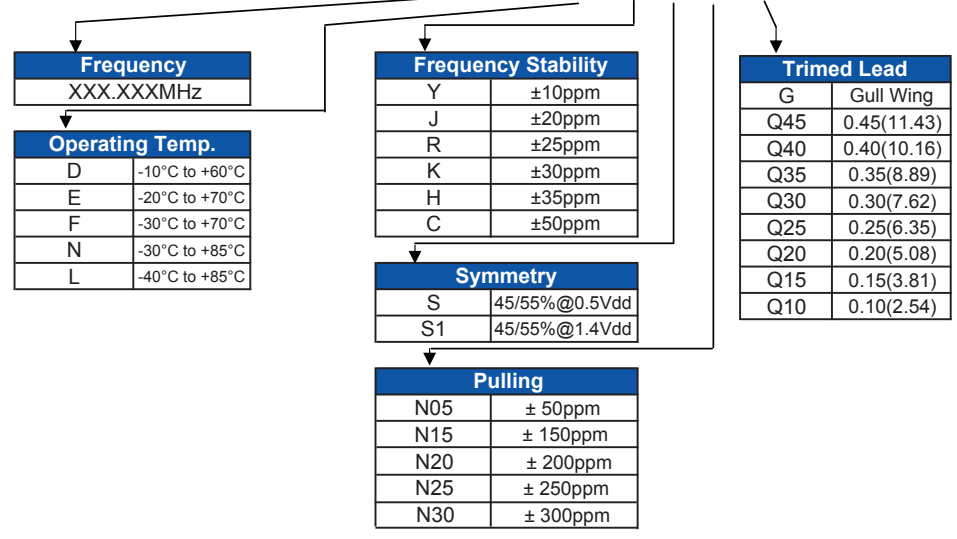
Table 1

Freq MHz	Idd max. mA
<=24	25
<=45	30
<=70	60
<=160	90

**OPTIONS & PART IDENTIFICATION:**

(Left blank if standard)

ACVX1220L - Frequency - □ - □ - □ - □ - □



# TTL/CMOS 3.3Vdc VOLTAGE CONTROLLED CRYSTAL OSCILLATOR

ACVX1220L

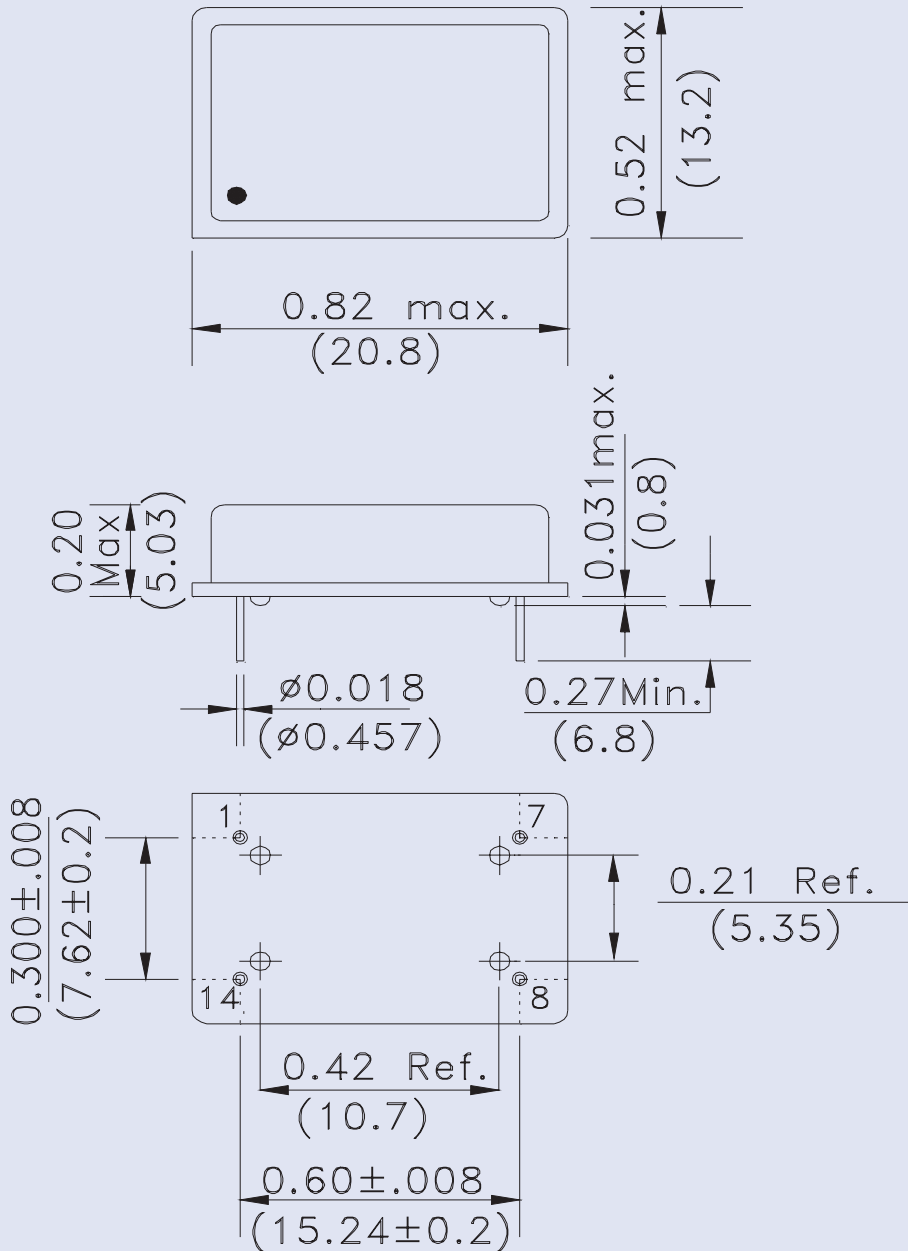


RoHS  
Compliant



20.2 x 12.6 x 5.03 mm

## OUTLINE DRAWING:



Dimensions: Inches (mm)

PIN	FUNCTION
1	Vc
7	GND/Case
8	Output
14	VDD

**Note:** It is recommended to use an approximately 0.01uF bypass capacitor between PIN 7 and 14.