

5Vdc or 3.3Vdc • TTL / CMOS AND SINE WAVE

TEMPERATURE-COMPENSATED XTAL OSCILLATORS

ACTX 1018 and ACVTX 1018 Series



18.3 x 12 x 8.0 mm

FEATURES:

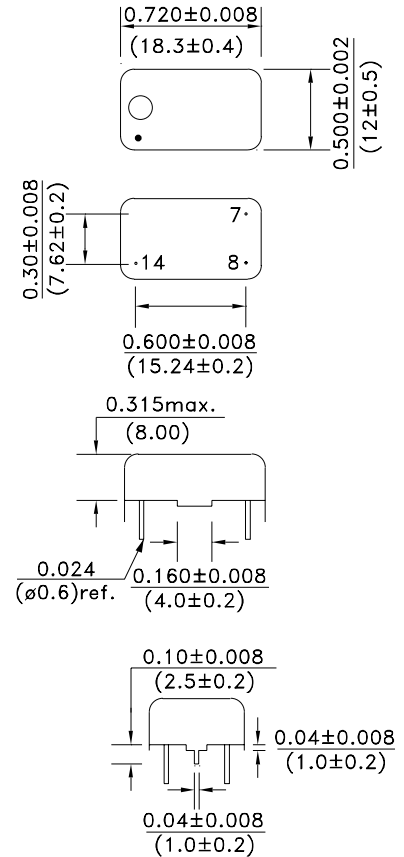
- Compatible with 14 pin dual in line.
- Compact size.
- Tight stability available.
- Low current consumption.
- Control voltage function.
- Low can height option.

APPLICATIONS:

- Cellular and cordless phones.
- Facsimile and computer control.
- Reference clock.
- Communication equipment.

STANDARD SPECIFICATIONS

PARAMETERS	ACTX 1018 (A) ACVTX1018 (A)	ACTX 1018S (A) ACVTX1018S (A)
Frequency Range (F ₀)	1MHz - 35MHz	8MHz - 45MHz
Operating Temperature (T _{OPR})	-10°C to +60°C (See Options / Table 1)	
Storage Temperature (T _{STO})	-40°C to +85°C	
Frequency Stability -vs- 25°C	±0.5ppm max.	
-vs- Temperature	±2.5ppm max. (See Options / Table 1)	
-vs- Load (± 10%)	±0.2ppm max.	
-vs- Aging	±1ppm per year max.	
-vs- Supply Voltage (±5%)	±0.5ppm max.	
Supply Voltage (V _{DD})	5Vdc ±5% or 3.3Vdc ±5% (A Series)	
Input Current (I _{DD})	20mA max.	2mA max. for F ≤ 35 MHz 4mA max. for F > 35 MHz
Duty Cycle or Symmetry	40 / 60% max.	N / A
Rise and Fall Times (T _R / T _F)	10ns max.	N / A
Output Load	15pF or 10TTL	10k Ω // 10pF
Output Voltage (V _{OH})	0.9 *V _{DD} min.	1Vpp min. Clipped Sine
(V _{OL})	0.4V _{DC} max.	0.7Vpp min. (A Series)
Frequency Adjustment (Internal Trimmer)	±3ppm min.	
Vc and Freq. Pulling (V Series)	0.5V to 4.5V or 0.3V to 3.0V (±5ppm ~ ±20ppm)	



Dimensions: Inches (mm)

NOTES:

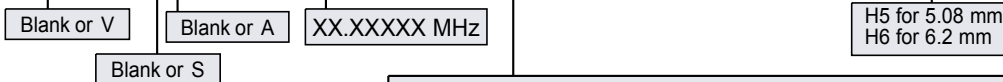
- Open slot may be present on cover for H5 or H6.
- Pin 1 may be present with no connection function.

* DEPENDING ON FREQUENCY

Test circuit, waveforms, see appendix B. Recommended handling, see appendix F. Environmental and mechanical specifications, see appendix C. Group 4. Marking, see appendix G. Application notes, see appendix A.

ORDERING OPTIONS

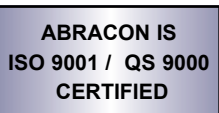
ACXTX 1018XX - Frequency - Temperature & Frequency Stability - Max. Can Height



PIN #	FUNCTION
1	Vc or NC
7	GND / Case
8	Output
14	V _{CC}

TEMPERATURE RANGE °C	±0.5ppm max.	±1ppm max.	±1.5ppm max.	±2ppm max.	±2.5ppm max.	±3ppm max.	±5ppm max.
0°C to +50°C	C 05	C 10	C 15	C 20	C 25	C 30	C 50
-10°C to +60°C		D 10	D 15	D 20	Standard	D 30	D 50
-20°C to +70°C				E 20	E 25	E 30	E 50
-30°C to +75°C				F 20*	F 25*	F 30*	F 50*
-40°C to +85°C						G 30*	G 50*

NOTE: Left blank if standard • All specifications and markings subject to change without notice



29 Journey • Aliso Viejo, CA 92656 • USA
(949) 448-7070 • Fax: (949) 448-8484

E-MAIL: abinfo@abracon.com • INTERNET ADDRESS: www.abracon.com

