

ASGTX Evaluation Board

ASGTX-Eval

Moisture Sensitivity Level – N/A

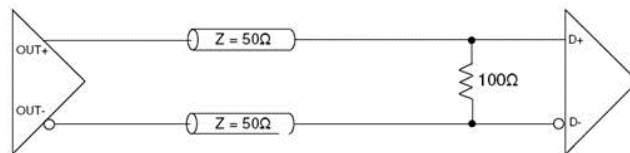


RoHS/RoHS II compliant

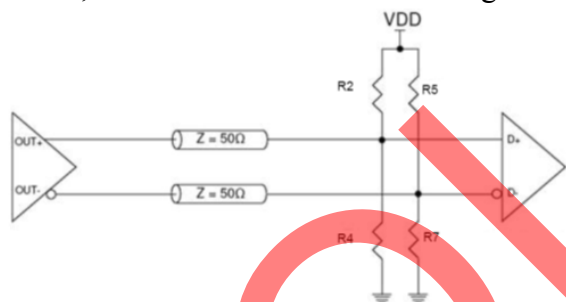


DESCRIPTION:

ASGTX Evaluation boards are designed to facilitate engineering evaluation of the ASGTX series of high frequency VCTCXO's. These boards are pre-configured to test the ASGTX oscillator with an LVDS output. As shown in section-6 (schematic), R8 is pre-populated with a 100Ω resistor.



Further, to complete the path to the SMA output connectors, R3 & R6 are populated with 0Ω resistors. To test the **LVC MOS** output, simply remove R8 and monitor the output at OUT SMA Connector. To test the **LVPECL** output, simply remove R8, and solder down the following resistors as a function of the supply voltage, VDD.




VDD	R2	R4	R5	R7
3.3V	133Ω	82Ω	133Ω	82Ω
2.5V	250Ω	62.5Ω	250Ω	62.5Ω

OPTIONS AND PART IDENTIFICATION

ASGTX-EVAL

OUTLINE DIMENSIONS



ABRACON IS
ISO9001:2008
CERTIFIED



ABRACON
CORPORATION

2 Faraday, Suite# B | Irvine | CA 92618 **Revised: 01.23.15**
Ph. 949.546.8000 | Fax. 949.546.8001
Visit www.abracon.com for Terms and Conditions of Sale

